

First Download Zoom Client

The application and account are free at <https://zoom.us/download> .

Zoom Client for Meetings

The web browser client will download automatically when you start or join your first Zoom meeting, and is also available for manual download here.

[Download](#)

Version 4.6.10 (20041.0408)

or

Zoom Mobile Apps

Start, join and schedule meetings; send group text, images and push-to-talk messages on mobile devices.



Download in
App Store



Download in
Google Play

Then you'll be able to join meetings with Arts of Life. You can use your computer, tablet, or phone to join a meeting.

If you have questions about Zoom, reach out to studio staff or visit the Zoom Help Center at <https://support.zoom.us/hc/en-us> .

Joining a Zoom Meeting via Email Link on a Computer

Click the join link in your email or calendar invitation.

Hi there,

is inviting you to a scheduled Zoom meeting.

Join from PC, Mac, Linux, iOS or Android <https://.zoom.us/j/>

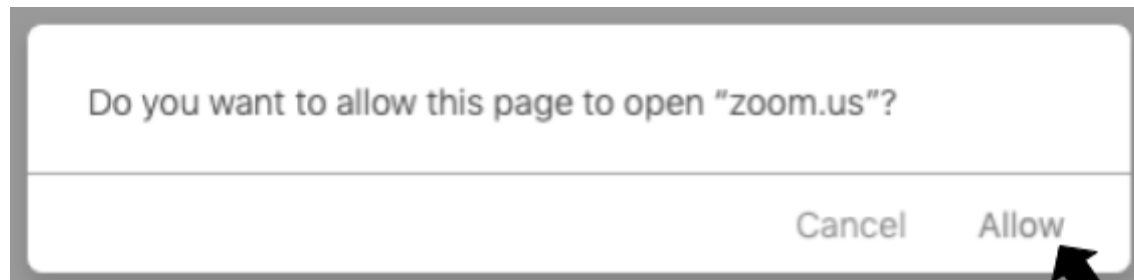
Or iPhone one-tap :

US: [+16468769923](tel:+16468769923), or [+16699006833](tel:+16699006833),

Or Telephone:

Dial(for higher quality, dial a number based on your current location):

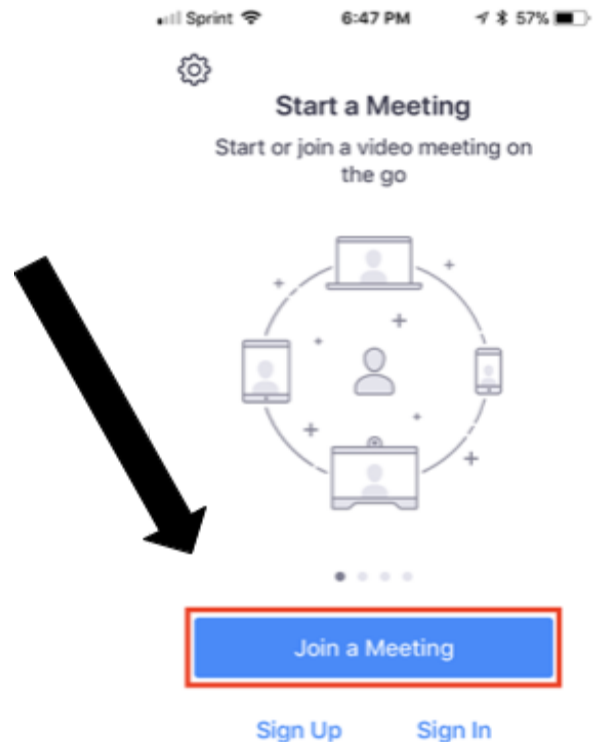
Depending on your default web browser, you may be prompted to open Zoom.



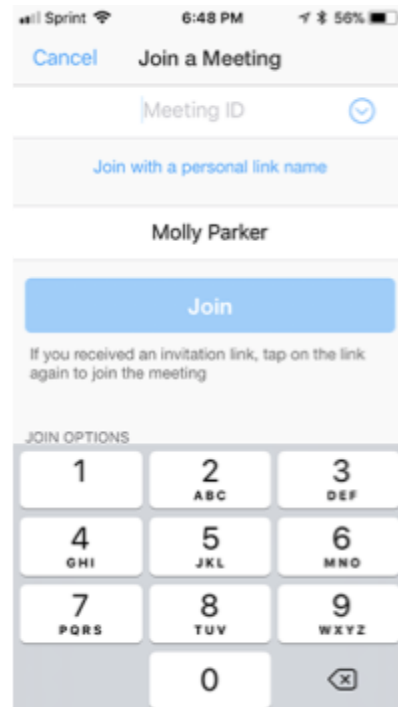
This will open the Zoom screen so you can see other people

Joining a Zoom Meeting via App - Apple iOS

1. Open the Zoom mobile app. If you have not downloaded the Zoom mobile app yet, you can download it from the App Store.
2. Join a meeting using one of these methods:
 - Tap Join a Meeting if you want to join without signing in.
 - Or sign in to Zoom then tap Join.




3. Enter the meeting ID number and your display name.



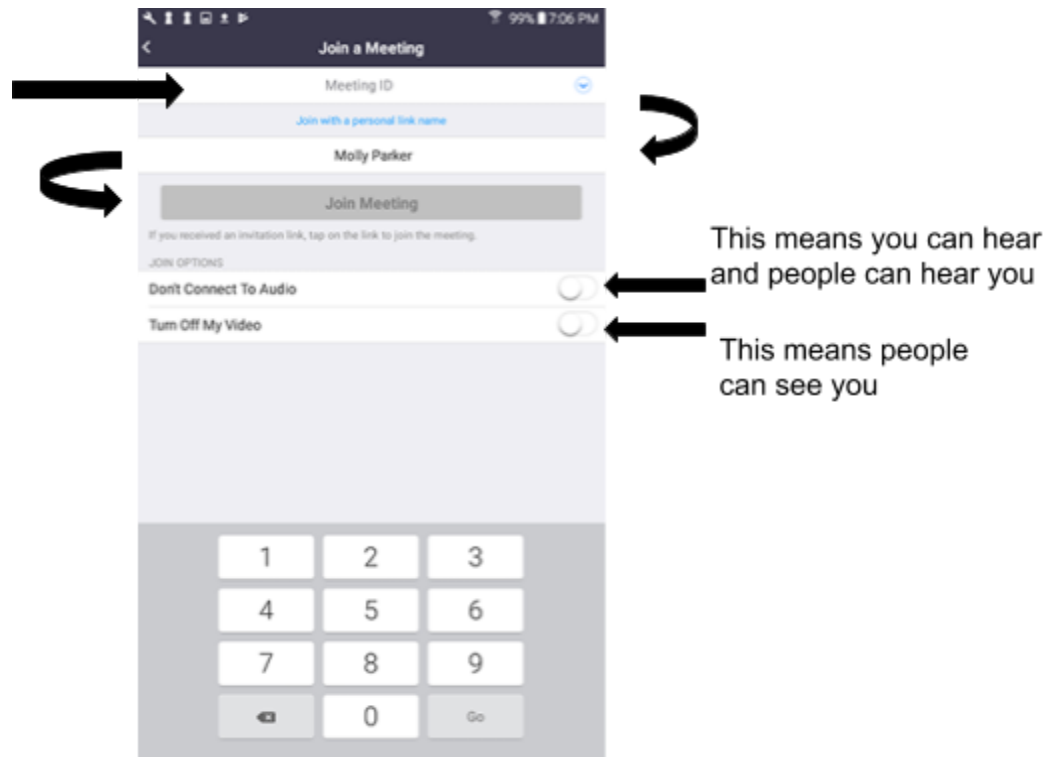
4. Select if you would like to connect audio and/or video and select Join.

Joining a Zoom Meeting via App - Android

1. Open the Zoom mobile app. If you have not downloaded the Zoom mobile app yet, you can download it from the Google Play Store.
2. Join a meeting using one of these methods:
 - Tap Join a Meeting if you want to join without signing in.
 - Sign in to Zoom then tap Join.



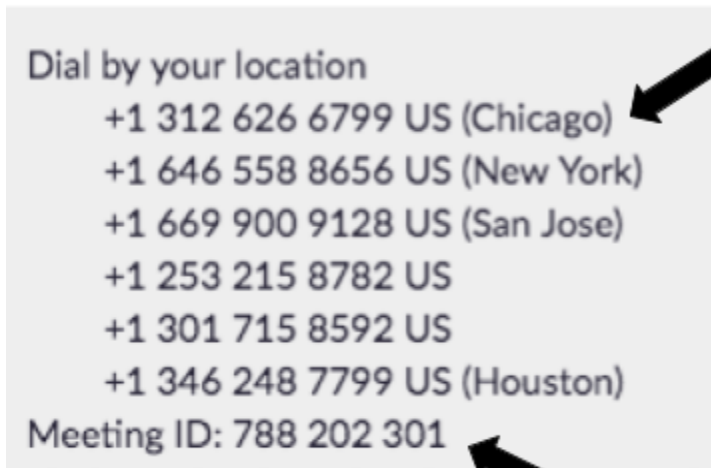
3. Enter the meeting ID number and your display name.



4. Select if you would like to connect audio and/or video and tap Join Meeting.

Call in to Zoom on your Phone

1. On your phone, dial the teleconferencing number provided in your invite.



Dial by your location
+1 312 626 6799 US (Chicago)
+1 646 558 8656 US (New York)
+1 669 900 9128 US (San Jose)
+1 253 215 8782 US
+1 301 715 8592 US
+1 346 248 7799 US (Houston)
Meeting ID: 788 202 301

2. Enter the meeting ID number when prompted using your dialpad.
Then press # again when prompted to enter your participant ID.